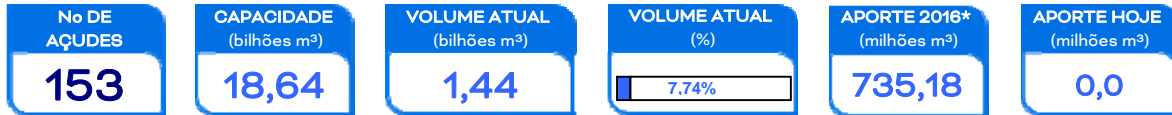


RESENHA DIÁRIA DO MONITORAMENTO

11/11/16

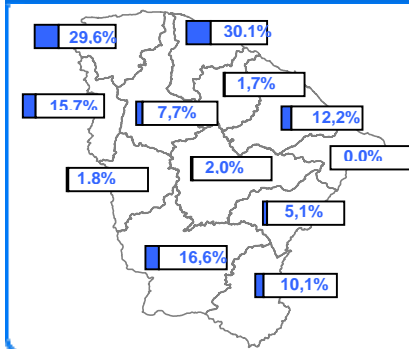
Walt Disney Paulino

SITUAÇÃO ATUAL



*: Contabilizado a partir de 1/jan/15, não incluindo açudes transf. RMF

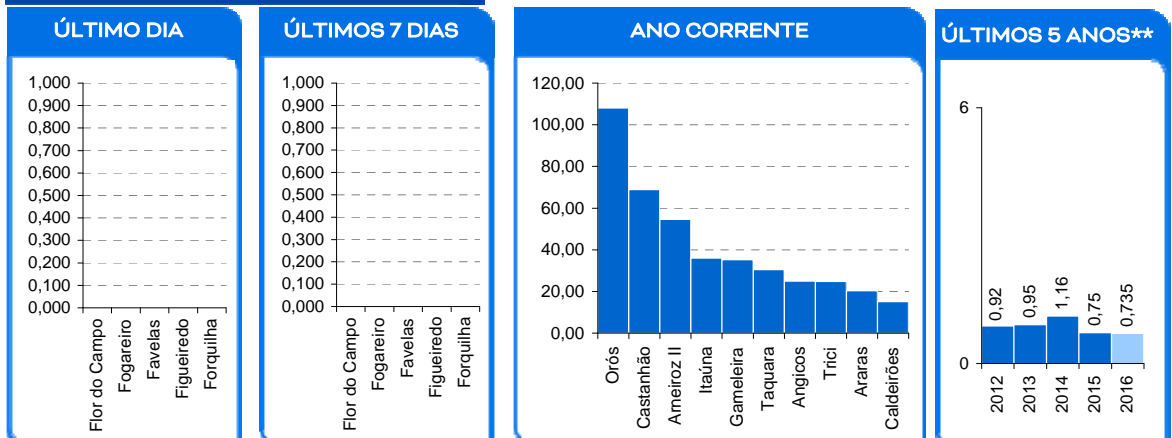
VOLUME ARMAZENADO, em %



ATUALIDADES

Também é contabilizado como açude no volume morto aqueles açudes que não dispõe de tomada de água, cujo volume armazenado seja inferior a 5% de sua capacidade.

MAIORES APORTES*, milhões de m³



* Não são contabilizados os aportes aos açudes envolvidos nas transferências hídricas da RMF. ** bilhões m³; *** esperado com base na distribuição mensal histórica dos aportes.

EVENTOS EXTREMOS

SANGRIA

0

SANGRANDO: Nenhum;

JÁ SANGRARAM: Caldeirões, Colina, Maranguapinho, Tijuquinha e Trici.

VOLUME MORTO

42

Batente, Broco, Capitão Mor, Castro, Catucinzenza, Cipoada, Ema, Farias de Sousa, Flor do Campo, Fogareiro, Forquilha, Frios, Gerardo Atimbone, Jaburu II, Jatobá, Jatobá II, Jenipapeiro, Jenipapeiro II, João Luís, Macacos, Martinópolis, Mons. Tabosa, Parambu, Penedo, Pentecoste, Pesqueiro, Poço da Pedra, Poço do Barro, Pompeu Sobrinho, Riacho da Serra, Riacho do Sangue, Rivaldo de Carvalho, Santo Antônio, Santo Antônio de Aracatiaçu, São Domingos II, São José II, São José III, Sítios Novos, Sucesso, Tejuçuoca, Várzea da Volta e Várzea do Boi.

SECO

38

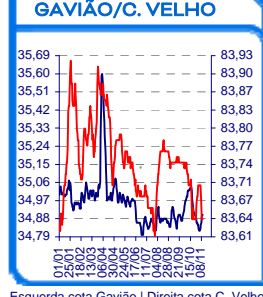
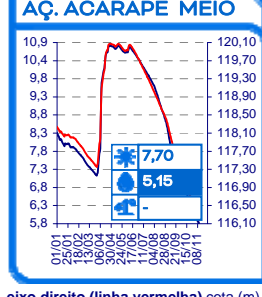
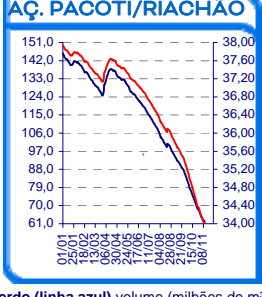
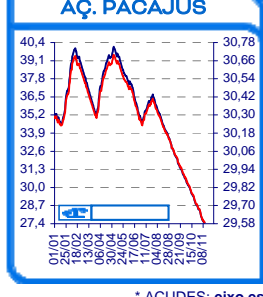
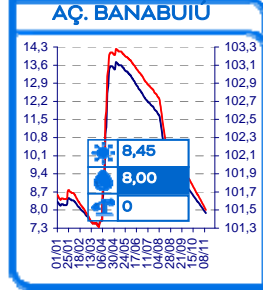
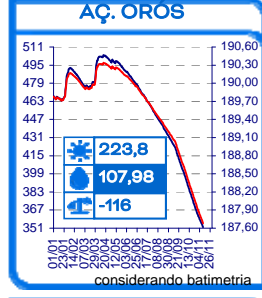
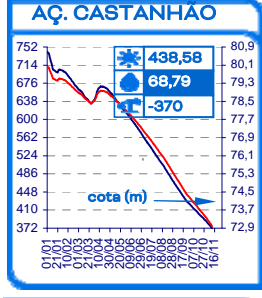
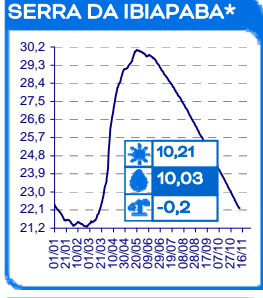
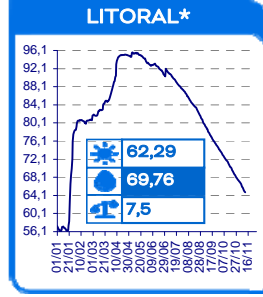
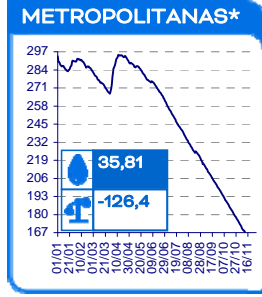
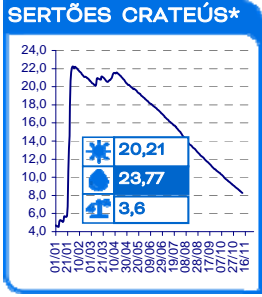
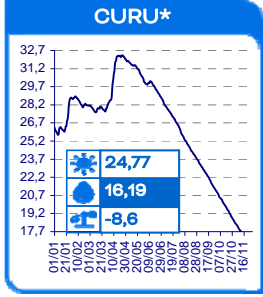
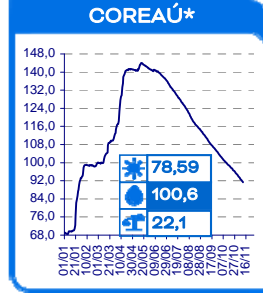
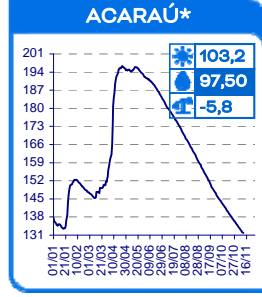
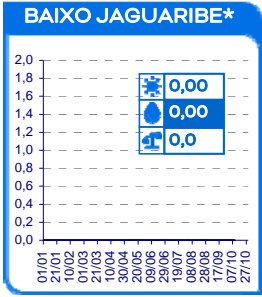
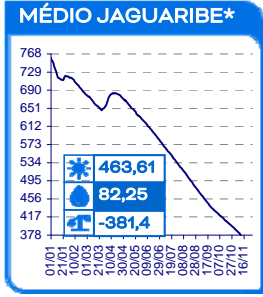
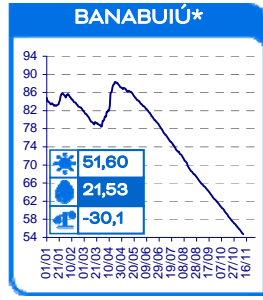
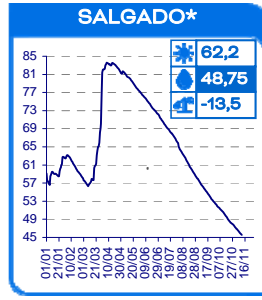
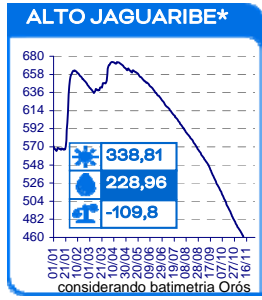
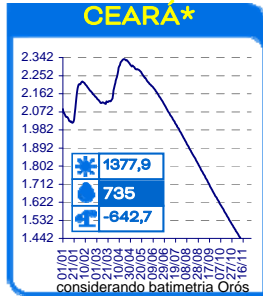
Adauto Bezerra, Amanary, Barra Velha, Barragem do Batalhão, Bonito, Canafistula, Carão, Carmina, Carnaubal, Cedro, Cupim, Desterro, Escuridão, Faé, Favelas, Forquilha II, Jerimum, Madeiro, Monte Belo, Nova Floresta, Pau Preto, Pirabibu, Potiretama, Premuoca, Quixabinha, Quixeramobim, Salão, Santa Maria de Aracatiaçu, Santo Antônio de Russas, São Domingos, São José I, São Mateus, Serafim Dias, Sousa, Trapiá II, Trici, Umari e Vieirão.

0 açudes com volume acima de 90 %: Nenhum

133 açudes com volume abaixo de 30 %

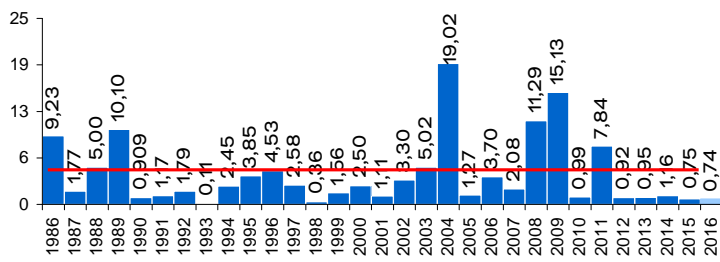
EVOLUÇÃO, milhões de m³ *

evaporação + demanda aporte diferença de volume entre 1/jan e hoje



* AÇÚDES: eixo esquerdo (linha azul)-volume (milhões de m³); eixo direito (linha vermelha)-cota (m) Esquerda cota Gavião | Direita cota C. Velho

EVOLUÇÃO APORTE, bilhões de m³



média: 4,08 bi; mediana: 2,27 bi m³

a: não inclui os açúdes das transferências hídricas para a RMF (Curral Velho, Pacajus, Pacoti, Riachão e Gavião)

